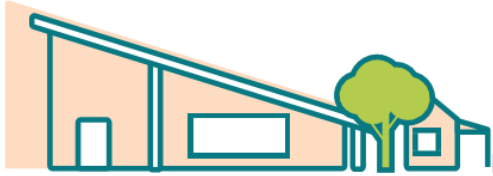




# THE BRIARS

.....a specialised early years site for children with disabilities  
and complex communication needs.



2023 annual report to the Community

## The Briars Preschool



The Briars Preschool number: 1417

Partnership: Campbell

Preschool director:

Gordon Combes

Signature

Date of endorsement:

07/02/2024



Government  
of South Australia  
Department for Education

# Context Statement

Information about The Briars Preschool is available on the centres website, as well as the Australian Childrens Education and Care Quality Authority (ACECQA) website.

The Briars is for children with disability and/or developmental delay and complex communication needs. The program provides families with preschool education option for their child where the staff have specialised educational knowledge and expertise. Children require intensive support with curriculum modifications to attend, access and engage in a preschool program.

Children from across the greater metropolitan area attend our preschool at the recommendation of the Support Services Intake Panel process. Therefore, The Briars does not have a feeder school and children attend various schools across Adelaide. They are supported through the special option process to access the recommended educational pathway for school.

We offer a three year old preschool supported program and an eligible year preschool program. The team of educators at The Briars consist of The Director, 7 Teachers and 10 Early Childhood Workers including Administrative Staff.

Highlights for 2023:

- The staff completing their level 2 collegial Marte Meo course and now all staff are collegial trainers.
- The Advisory State-wide Service is still continuing to receive positive feedback around the workshops, mentoring programs, site-based support, etc.
- Presenting at a national conference for Early Childhood Australia and at the Nature Play SA State-wide conference.
- The completion of the new outdoor development by Climbing Tree.
- The new bathroom facilities for the 3 year old program and teacher resource area.

## Preschool Attendance

	Term 1	Term 2	Term 3	Term 4
2020 centre	75.3%		86.8%	70.5%
2021 centre	70.5%	66.3%	74.5%	74.9%
2022 centre	81.1%	59.1%	66.6%	66%
2023 centre	81.6%	69.4%	82.7%	82.9%
2020 state	89.1%		84.6%	85.8%
2021 state	87.3%	85.3%	87.1%	84.5%
2022 state	83.6%	77.6%	77.9%	77.8%
2023 state	85.4%	82.9%	83.4%	81.4%

Based on attendances recorded in the two-week reference period each term. Data for eligible enrolments as described in the department's Enrolment policy. Attendance rates may differ to previous reporting with the transfer from calculations based on deemed attendance to actual attendance using booked hours divided by attended hours. Data Source: Department for Education Attendance Data, Semester 1 Report 2023. A blank cell indicates there were no students enrolled.

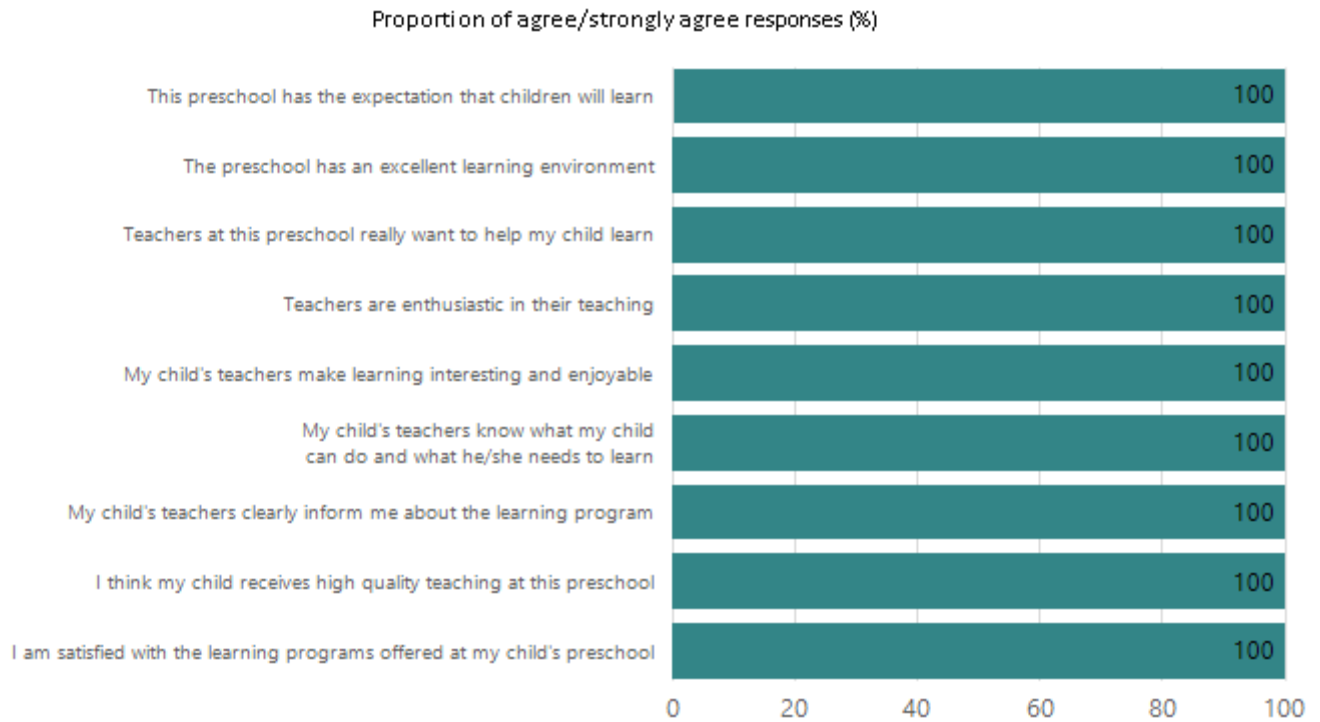
Note: Term 2 2020 data may not be available for all preschools.

## Attendance Comment

In South Australia, preschool attendance is not compulsory, but it is strongly encouraged. Preschool gives children the best opportunity to develop skills, which prepare them for school. These benefits include establishing positive routines and habits, friendships and connections as well as developing communication, problem-solving and creative skills. All children are entitled to access a preschool program over 4 terms the year before they start school.

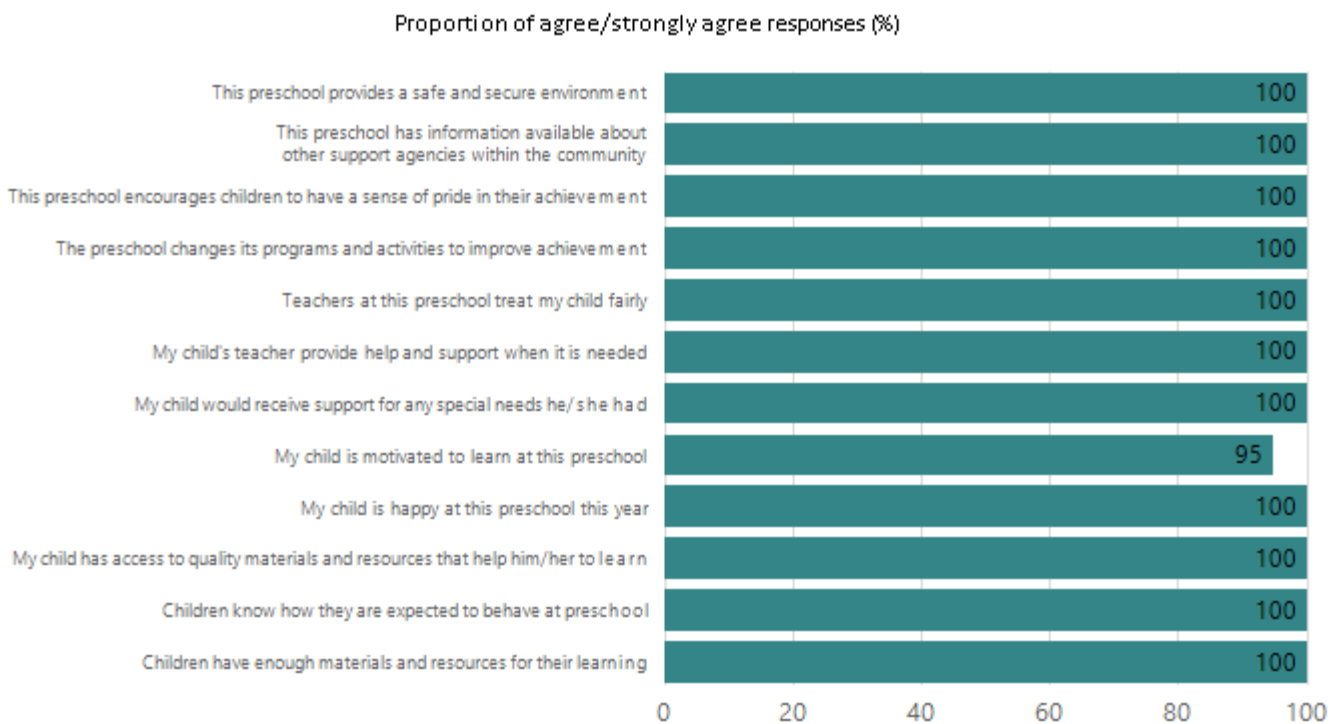
# Preschool Family Opinion Survey

## Quality of Teaching and Learning



Data Source: 2023 Department for Education Preschool Family Opinions Survey, Term 3 2023.

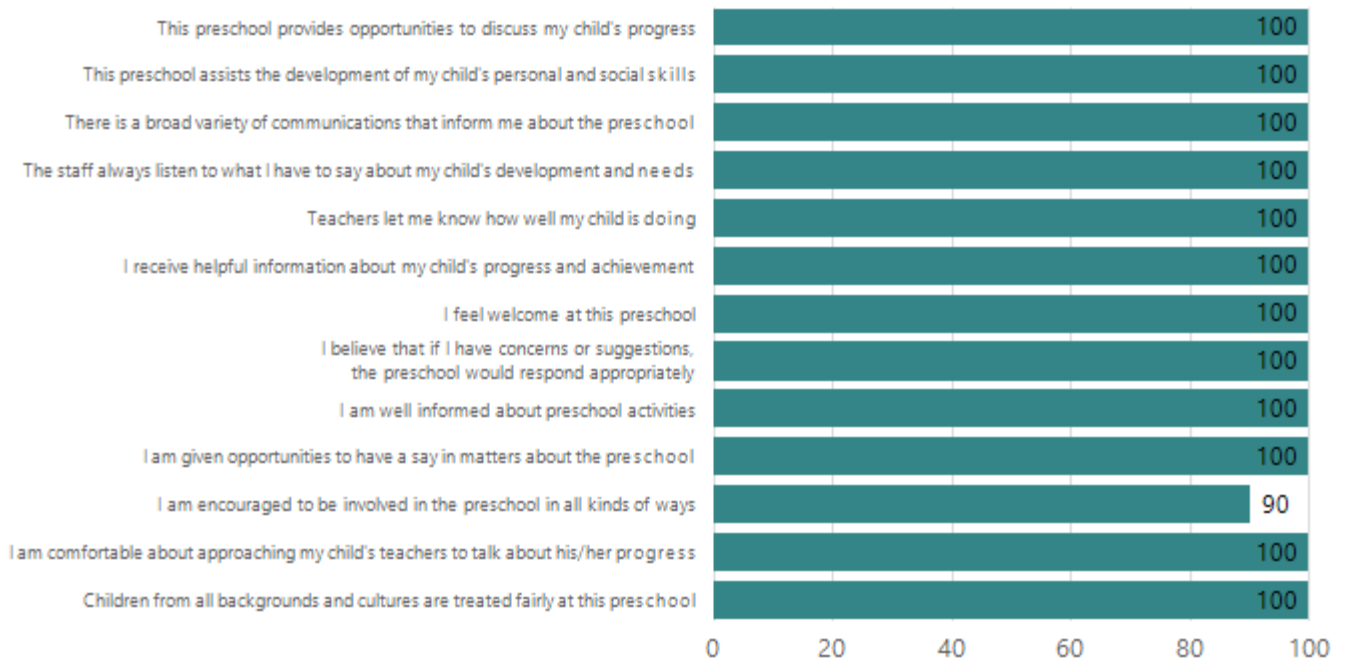
## Support of Learning



Data Source: 2023 Department for Education Preschool Family Opinions Survey, Term 3 2023.

# Relationships and Communication

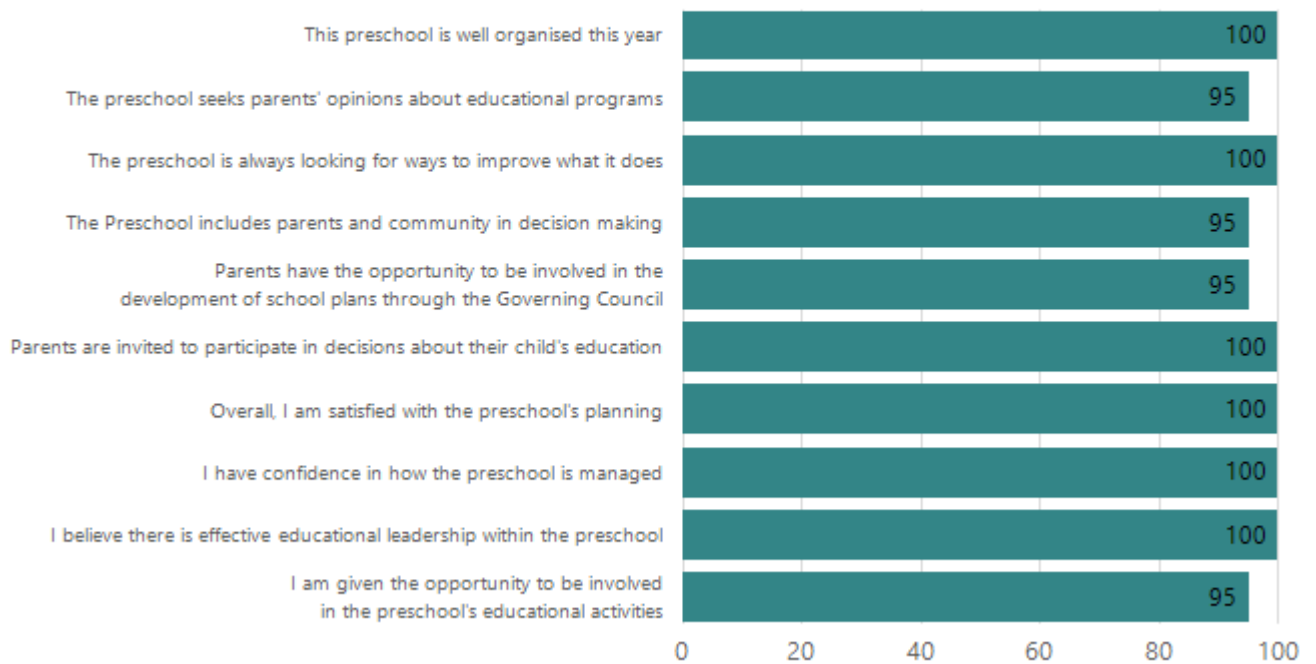
Proportion of agree/strongly agree responses (%)



Data Source: 2023 Department for Education Preschool Family Opinions Survey, Term 3 2023.

# Leadership and Decision Making

Proportion of agree/strongly agree responses (%)



Data Source: 2023 Department for Education Preschool Family Opinions Survey, Term 3 2023.

# Destination Schools

Feeder Schools (Site number - Name)	2021	2022	2023
0474 - Trinity Gardens School	4.4%		
0647 - Linden Park Primary School	4.4%		
1405 - Modbury Special School	4.4%		
9083 - St Monica's Parish School	4.4%		
9999 - Unknown	82.6%	100.0%	100.0%

Note: The data is collected in term 3. It does not reflect actual schools enrolled in by existing preschool children. A blank cell indicates there was no data for students enrolled.

Data Source: Department for Education Destination Data Report, 2023.

# Highest Qualifications held by the teaching workforce and workforce composition

All teachers at this school are qualified and registered with the SA Teachers Registration Board.

Qualification Level	Number of Qualifications
Bachelor's degrees or Diplomas	2
Postgraduate Qualifications	6

Data Source: Data extracted from Mandatory Workforce Information Collections as on the last pay date of June 2023. As self-reported by staff in the system.

Please note: Data includes staff who are Actively employed and on extended paid leave. Please note only the highest qualification of the Teaching staff is reported. Excludes any number of other certifications earned.

## Workforce composition including indigenous staff

	Teaching Staff		Non-Teaching Staff	
	Indigenous	Non-Indigenous	Indigenous	Non-Indigenous
Full-Time Equivalents	0.0	7.3	0.0	7.2
Persons	0.0	8.0	0.0	8.0

Data Source: Data extracted from Mandatory Workforce Information Collection as on the last pay date of June 2023.

Please note: Data includes staff who are actively employed and on extended paid leave. "Indigenous category" is self-reported by staff in the system.

## Financial Statement

Funding Source	Amount
Grants: State	\$1,619,410.22
Grants: Commonwealth	
Parent Contributions	\$50,250.00
Fund Raising	
Other	

Data Source: School supplied data.